



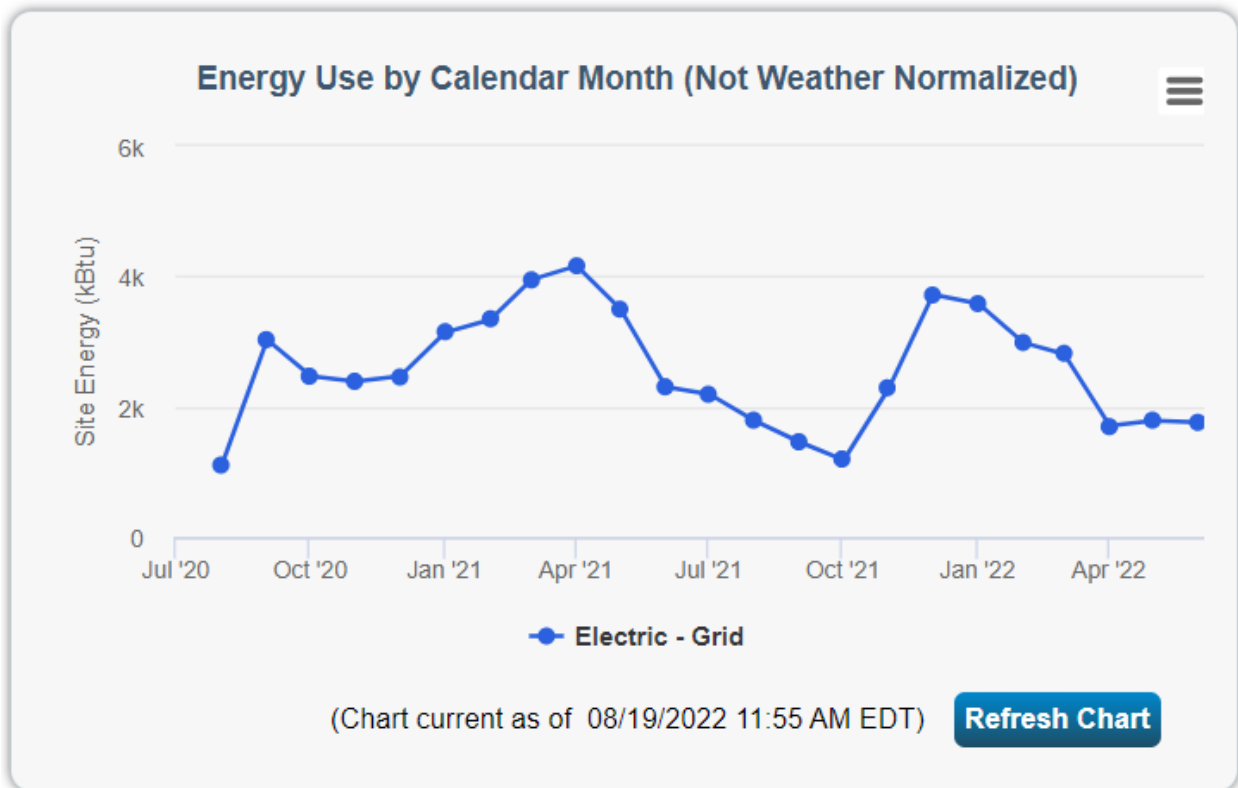


Town of Binghamton Energy Usage

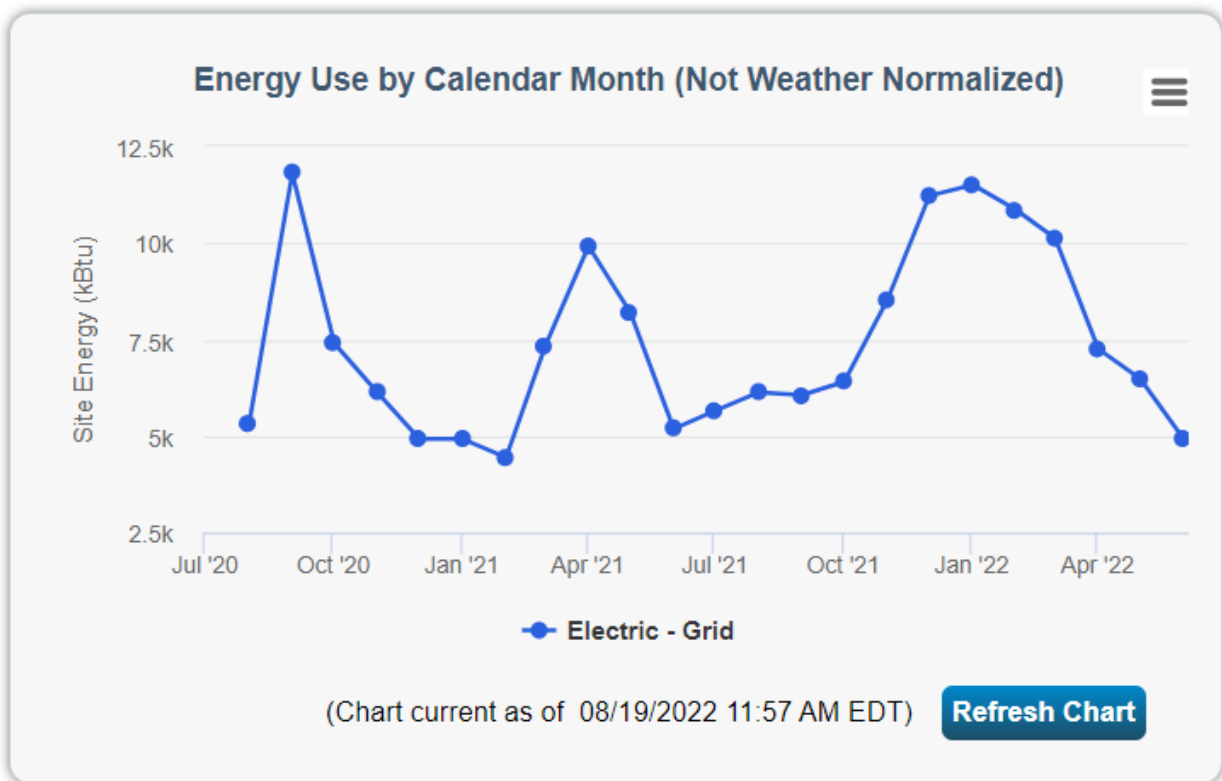
Community Center





Metrics Summary			
Metric 	Aug 2021 (Energy Baseline) 	Jun 2022 (Energy Current) 	Change 
ENERGY STAR Score (1-100)	<a href="#">Not Available</a>	<a href="#">Not Available</a>	N/A
Source EUI (kBtu/ft²)	30.4	23.8	-6.60 (-21.70%)
Site EUI (kBtu/ft²)	10.8	8.5	-2.30 (-21.30%)
Total GHG Emissions Intensity (kgCO2e/ft²)	0.3	0.3	0.00 (0.00%)



Highway Garage

Metrics Summary			
Metric	Aug 2021 (Energy Baseline)	Jun 2022 (Energy Current)	Change
ENERGY STAR Score (1-100)	<a href="#">Not Available</a>	<a href="#">Not Available</a>	N/A
Source EUI (kBtu/ft²)	229.6	266.4	36.80 (16.00%)
Site EUI (kBtu/ft²)	82.0	95.1	13.10 (16.00%)
Total GHG Emissions Intensity (kgCO2e/ft²)	2.5	2.9	0.40 (16.00%)



Metrics Summary			
Metric 	Jul 2021 (Energy Baseline) 	Jun 2022 (Energy Current) 	Change 
ENERGY STAR Score (1-100)	<a href="#">Not Available</a>	<a href="#">Not Available</a>	N/A
Source EUI (kBtu/ft <sup>2</sup> )	723.3	638.9	-84.40 (-11.70%)
Site EUI (kBtu/ft <sup>2</sup> )	467.0	401.7	-65.30 (-14.00%)
Total GHG Emissions Intensity (kgCO <sub>2</sub> e/ft <sup>2</sup> )	21.9	18.6	-3.30 (-15.10%)

